

# Puzzle Platform Customisation Guide

V6 14-05-2019 / © Keesing Media Group

This document lists the customisation options that are available to users of the **Keesing Media Group Puzzle Platform**. The platform contains two main views: **Home Page** and **Player Page**. Most customisation options apply to both these views.

For any customisations that we do not provide “out of the box”, please contact your Keesing Media Group sales representative.

## 1 – Overview

The following elements can be customised to your liking:

- **Font**
  - **Title**
  - **Body**
- **Colour**
  - **Background**
  - **Accent 1**
  - **Accent 2**
  - **Accent 3**
- **Icon Set**

### Example datasheet

We would like you to detail your choices in a datasheet.

An example datasheet might look something like this:

- |                      |                      |
|----------------------|----------------------|
| • Font Title Family: | Google: Merriweather |
| • Font Title Weight: | bold                 |
| • Font Title Style:  | italic               |
| • Font Body Family:  | Tahoma               |
| • Font Body Weight:  | normal               |
| • Font Body Style:   | normal               |
| • Colour Background: | #ff3300              |
| • Colour Accent 1:   | #00ff00              |
| • Colour Accent 2:   | #22ee00              |
| • Colour Accent 3:   | #333333              |
| • Icon Set:          | 2                    |

More information on possible values can be found in “4 – Settings in detail”.

## 2 – Visual Reference

### Home Page – Desktop

The image shows a desktop view of a puzzle website home page. The page is divided into two main sections: "Today's minis" and "Pick and play".

**Today's minis**

- Crossword mini** | WORDS: A 2x2 grid with black squares in the top-left and bottom-right cells. A "Play now" button is below it.
- Tectonic mini** | LOGIC: A 3x3 grid with numbers and black squares. Top row: 3, empty, empty. Middle row: 1, 2, empty. Bottom row: empty, empty, 1. A "Play now" button is below it.

**Pick and play**

- Sudoku** | Today | LOGIC: A 3x3 grid with numbers and question marks. Top row: 9, empty, 1. Middle row: ?, 5, empty. Bottom row: 2, empty, ?. A "Play now" button is below it.
- Crossword** | Today | WORDS: A 5x5 grid with black squares. A "Play now" button is below it.
- Word Search** | Today | WORDS: A 5x5 grid with letters and a diagonal line. A "Play now" button is below it.
- Tectonic** | Today | LOGIC: A 3x3 grid with numbers and black squares. Top row: 3, empty, empty. Middle row: 1, 2, empty. Bottom row: empty, 2, 4. A "NEW!" tag is above the top-left cell. A "Play now" button is below it.
- Acrostic** | Yesterday | WORDS: A 5x5 grid with black squares and dots. A "Play now" button is below it.
- Cryptogram** | Yesterday | WORDS: A 5x5 grid with black squares and dots. A "Play now" button is below it.
- Arrowword** | 2 February 2019 | WORDS: A 5x5 grid with black squares and arrows. A "NEW!" tag is above the top-right cell. A "Play now" button is below it.

**Footer**

powered by **PuzzleLife** More puzzles on [www.puzzlelife.co.uk](http://www.puzzlelife.co.uk)

**Visual Reference Callouts:**

- Font Title:** Points to the "Today's minis" header.
- Colour Background:** Points to the light grey background of the "Today's minis" section.
- Colour Accent 3:** Points to the black squares in the "Crossword mini" puzzle.
- Font Body:** Points to the text "Tectonic mini | LOGIC" in the "Today's minis" section.
- Colour Accent 1:** Points to the "NEW!" tag above the "Tectonic" puzzle in the "Pick and play" section.
- Colour Accent 2:** Points to the "NEW!" tag above the "Arrowword" puzzle in the "Pick and play" section.

# Player Page – Desktop

The image shows a desktop view of a crossword puzzle game. The interface includes a title 'Kruiswoord', a font selection bar for 'Ioswal', a timer at 00:00, and a grid of puzzle cells. A list of clues is provided on the right, divided into horizontal and vertical sections. Design annotations with blue boxes and lines point to various elements: 'Font Title' points to the game title; 'Colour Accent 2' points to the font selection bar and the letter 'A' in the grid; 'Colour Background' points to the overall game area; 'Colour Accent 3' points to the 'Erase', 'Hint', and 'Zoom' icons at the bottom; and 'Font Body' points to the text in the clue list.

**Font Title**

**Colour Accent 2**

**Colour Background**

## Kruiswoord

Settings 00:00 II

Ioswal

1	K	A									
	N				A						
8	O				T						
	K				L						
10	K	E	U	K	E	N	11	K	A	S	T
	E				T						12
		13	14		E					15	
16											

Horizontaal	Verticaal
6 klusmeubel	1 Islam, pelgrim
11 land in Afrika	2 vereerder
12 walgvogel	3 glad
13 sportartikel	4 schuifbak in een kast
14 lijst	5 gelofte
16 Noorse stad	7 gewas
17 grondbezit	8 luieren
19 tropische vetplant	9 pendelaar
20 koek	10 windzijde van een schip
22 nauw	15 scheepswerf
24 deel v.e. kachel	16 opnieuw
26 dierengeluid	18 meetlint
28 geladen atoom	21 niet uit
30 mama	23 gok
31 bevel	25 grond
32 asociaal (afk.)	27 woestijnbron
33 knoest in hout	29 orgaan
34 benul	32 afzender
36 rang	33 plek in het ijs
38 heel fijn	35 Europese Unie

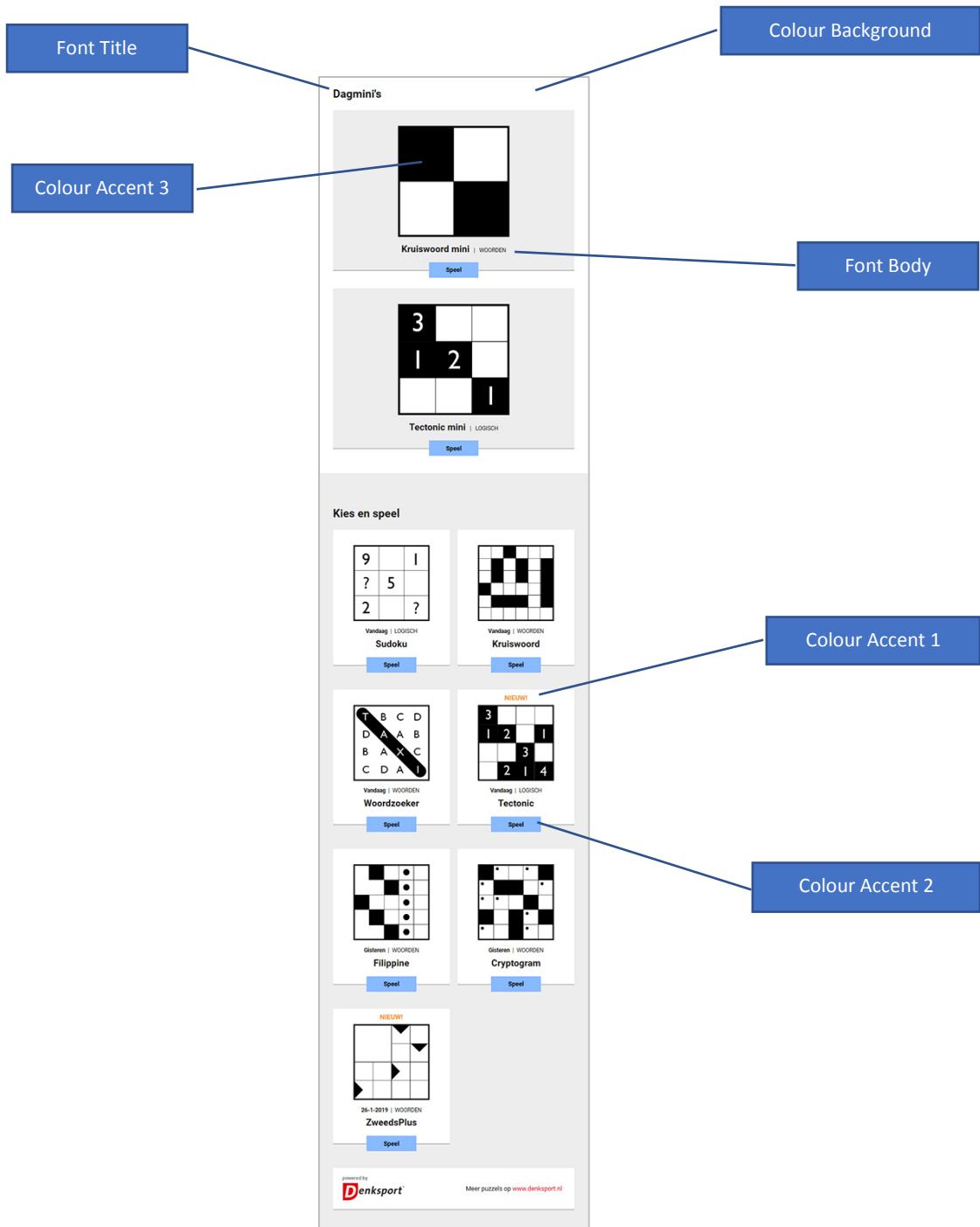
Erase Hint Zoom

**Colour Accent 2**

**Font Body**

**Colour Accent 3**

# Home Page – Mobile



Player Page – Mobile

Font Title

Colour Accent 3

Colour Accent 2

Font Body

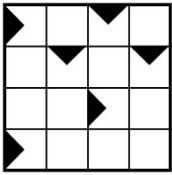
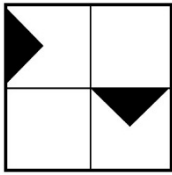
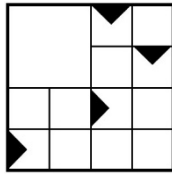
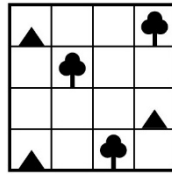
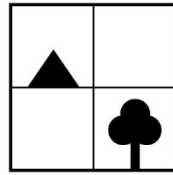
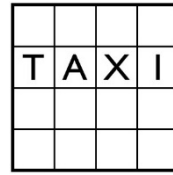









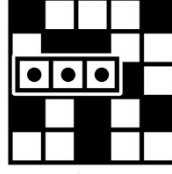
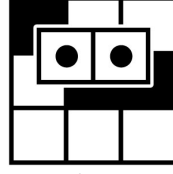
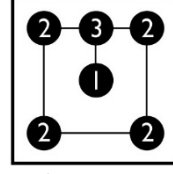
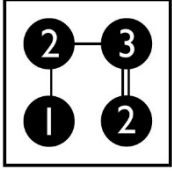
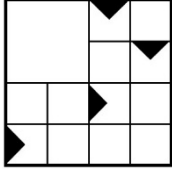
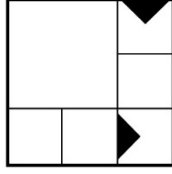
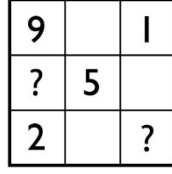
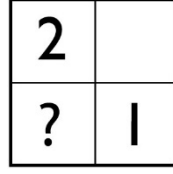




The image shows a mobile application interface for a crossword puzzle. At the top, there is a header bar with a back arrow, a timer showing '50:38', a pause icon, and a refresh icon. To the right of the timer are two buttons labeled 'Wissen' and 'Hint'. Below the header is a crossword grid. The first row contains the letters 'A', 'G', 'E', followed by a black square, 'C', 'L', 'U', 'E'. The grid is numbered 1 through 42. Below the grid is a text input field containing the word 'politieman'. At the bottom is a virtual keyboard with three rows of letters: 'A Z E R T Y U I O P', 'Q S D F G H J K L M', and 'W X C V B N IJ' along with a delete key.

### 3 – Icon Sets Reference

#### Icons Sets

we provide four default sets of puzzle icons. It's possible to have a custom icon set designed by us; in that case please contact your Keesing Media Group sales representative.

We can also integrate icon sets that you provide – make sure the icons are all square and of the same size (a minimum of 300x300 pixels) in SVG, JPG or PNG format.

Icon Set 1					
					
Arrowword	Arrowword mini	Arrowword Plus	Camping	Camping mini	Continuous
					
Contin. mini	Crossword	Crossword mini	Cryptogram	Cryptogram mini	Acrostic
					
Acrostic crypto	Acrostic mini cr.	Acrostic mini	Fitword	Fitword mini	Hashi
					
Hashi mini	Scandinavian	Scandinavian mini	Sudoku	Sudoku mini	Tectonic
					
Tectonic mini	Wordsearch	Words. mini			

Icon Set 2



Arrowword



Arrowword mini



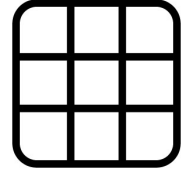
Arrowword Plus



Camping



Camping mini




Continuous



Contin. mini



Crossword



Crossword mini



Cryptogram



Cryptogram mini



Acrostic



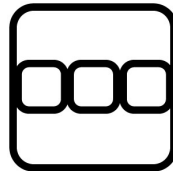
Acrostic crypto




Acrostic mini cr.



Acrostic mini



Fitword



Fitword mini



Hashi



Hashi mini



Scandinavian



Scandinav. mini



Sudoku



Sudoku mini



Tectonic



Tectonic mini



Wordsearch



Words. mini



Icon Set 3



Arrowword



Arrowword mini



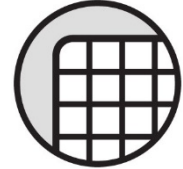
Arrowword Plus




Camping




Camping mini



Continuous



Contin. mini



Crossword



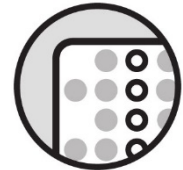
Crossword mini



Cryptogram



Cryptogram mini



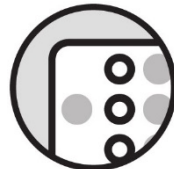
Acrostic



Acrostic crypto



Acrostic mini cr.



Acrostic mini



Fitword



Fitword mini



Hashi




Hashi mini



Scandinavian




Scandinav. mini




Sudoku



Sudoku mini



Tectonic



Tectonic mini



Wordsearch



Words. mini

**Icon Set 4**



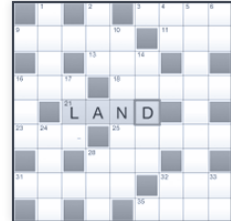
**Acrostic**



**Arrowword**



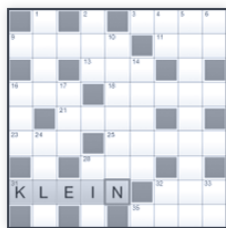
**Arrowword Plus**



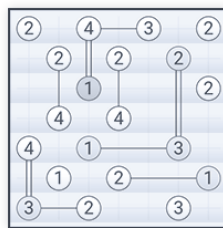
**Crossword**



**Crossword Mini**



**Cryptogram**



**Hashi**



**Sudoku**



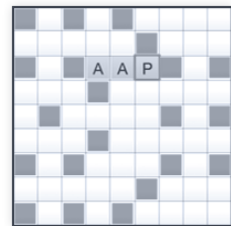
**Tectonic**



**Tectonic Mini**



**Wordsearch**



**Fitword**

## 4 - Settings in detail

### Font Title

*Home Page, Player Page*

This is the font that is used for *section titles* and *puzzle names* on the Home Page as well as *popup titles* in the player page. To customise this, the following data can be provided:

<i>Element</i>	<i>Expected value</i>	<i>Notes</i>
<b>Font Title Family</b>	Either a font-family name or a Google Fonts family name.	If none is provided this defaults to the Google Font “Roboto”. For a list of web safe fonts, see <a href="#">here</a> .
<b>Font Title Weight</b>	normal, bold, bolder, lighter, 100, 200, 300, 400, 500, 600, 700, 800, 900	As per the CSS font-weight property, see <a href="#">here</a> . Defaults to “bold”.
<b>Font Title Style</b>	normal, italic	As per the CSS font-style property, see <a href="#">here</a> . Defaults to “normal”.

## Font Body

*Home Page, Player Page*

This is the font that is used for all text that is *not* a title. To customise this, the following data can be provided:


<i>Element</i>	<i>Expected value</i>	<i>Notes</i>
<b>Font Body Family</b>	Either a font-family name or a Google Fonts family name.	If none is provided this defaults to the Google Font “Roboto”. For a list of web safe fonts, see <a href="#">here</a> .
<b>Font Body Weight</b>	normal, bold, bolder, lighter, 100, 200, 300, 400, 500, 600, 700, 800, 900	As per the CSS font-weight property, see <a href="#">here</a> . Defaults to “normal”.
<b>Font Body Style</b>	normal, italic	As per the CSS font-style property, see <a href="#">here</a> . Defaults to “normal”.

## Colour Background

*Home Page, Player Page*

This is the colour that is shown behind all the other elements on the page.


To customise this background, the following data can be provided:

<i>Element</i>	<i>Expected value</i>	<i>Notes</i>	
<b>Colour Background</b>	An RGB value or a HEX value	If none is provided, the background colour will default to white (#ffffff).	

## Colour Accent 1

*Home Page, Player Page*

The accent colour is used in different elements on the *Home* and *Player* page; the “new!” label on the home page, etc. These are all indicated in the **visual reference** section. Please provide the following data:


<i>Element</i>	<i>Expected value</i>	<i>Notes</i>	
<b>Colour Accent 1</b>	An RGB value or a HEX value	This will default to #f49317	

## Colour Accent 2

*Home Page, Player Page*

This colour is used for *all buttons*, the *selection in puzzle grids*, *clue bars*, *word lists* etc.

These are all indicated in the **visual reference** section. Please provide the following data:


<i>Element</i>	<i>Expected value</i>	<i>Notes</i>	
<b>Colour Accent 2</b>	An RGB value or a HEX value	This will default to #88baff	

### Colour Accent 3

*Home Page, Player Page*

This colour is mainly used for the *puzzle icons* on the Home Page, but also *secondary selection in puzzle grids, other elements in the player*, etc. These are all indicated in the **visual reference** section.

Please provide the following data:

<i>Element</i>	<i>Expected value</i>	<i>Notes</i>	
<b>Colour Accent 3</b>	An RGB value or a HEX value	This will default to #171717	

### Icon Set

*Home Page*

There are four sets of puzzle type icons to choose from. They are detailed in “**3 - icon sets reference**”. To pick a set, the following data can be provided:

<i>Element</i>	<i>Expected value</i>	<i>Notes</i>
<b>Icon Set</b>	1, 2, 3 or 4	This will default to set #1